

FRAME 9

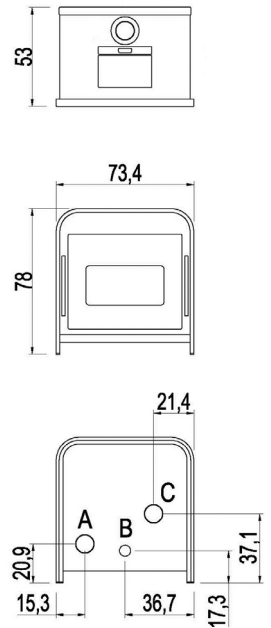
PELLET AIR - Pellet stoves



Certificate model name : FRAME3 9 kW



Nominal power	kW	9,3
Reduced power	kW	2,7
Introduced thermal power (max)	kW	10,51
Nominal water useful power	kW	-
Reduced water useful power	kW	-
Nominal efficiency	%	89
Reduced efficiency	%	93,9
Heating volume (min-max)	m ³	65 - 223
Nominal CO at 13% O ₂	%	0,009
Reduced CO at 13% O ₂	%	0,021
Emissions CO (13% O ₂) (min-max)	mg/Nm ³	265 - 107
Emissions OGC (13% O ₂) (min-max)	mg/Nm ³	3,2 - 2,1
Emissions NOX (13% O ₂) (min-max)	mg/Nm ³	108 - 119
Dust content at 13% O ₂ (min- max)	mg/Nm ³	18 - 18,8
Boiler capacity (H ₂ O)	l	-
Hopper capacity	kg	15
Combustible		Pellet ø6
Hourly consumption (min-max)	kg/h	0,59 - 2,18
Autonomy (min-max)	h	6,9 - 25
Ignition electrical absorption (max)	W	346
Operating electrical absorption (max)	W	113,7
Supply and frequency	V - Hz	230 - 50
Chimney flue depression	Pa	11,8
Exhaust diameter	mm	80
Combustion air inlet diameter	mm	60
Mass of smoke (min-max)	g/sec	2,8 - 5,7
Exhaust fumes temperature (max)	°C	190
Net weight	kg	105
Gross weight	kg	117
Exhaust fumes	see	A
Hole combustion air inlet	see	B
Ducting outlet	see	C
Ducting capability up to	m	6



MATCH

7018034		Black steel	EAN 8053859010500
7018025		Anthracite steel	EAN 8053859010074
7018024		Light bronze steel	EAN 8053859010067

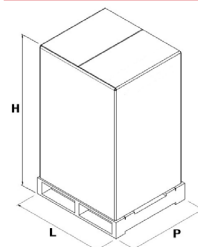
OPTIONAL :

5018009	Ducting Kit	EAN 8053859010333
5018013	Pellet loading chute kit	EAN 8053859010494

PLUS

	Cast iron burning pot		Sealed chamber		Ducting Kit (optional)
	Aluminum auger		Connection to the external thermostat		Comfort mode
	Back exhaust		Integrated Wi-Fi		Cast iron inner
	Daily weekly programming		Bluetooth		

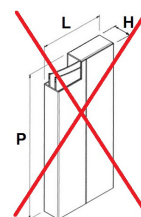
STOVE PACKING



L (cm)	H (cm)	P (cm)
80	95	70

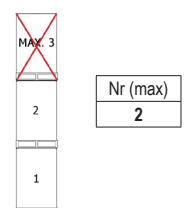
VOLUME (m ³)
0,53

LINING PACKING



L (cm)	H (cm)	P (cm)
-	-	-

STOCKING



TRANSPORT

