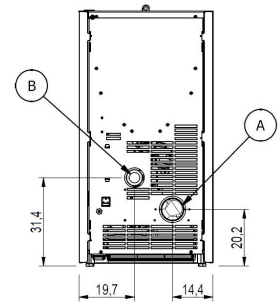
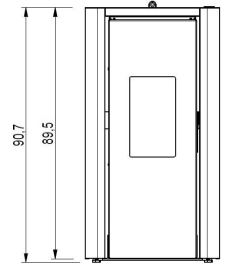
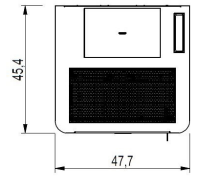


INDIGO EVO 7

AIR - Pellet stoves



Nominal power	kW	7
Reduced power	kW	2,5
Introduced thermal power (max)	kW	7,7
Nominal water useful power	kW	-
Reduced water useful power	kW	-
Nominal efficiency	%	90
Reduced efficiency	%	91
Heating volume (min-max)	m ³	55 - 168
Nominal CO at 13% O ₂	%	0,0034
Reduced CO at 13% O ₂	%	0,019
Emissions CO (13% O ₂) (min-max)	mg/Nm ³	238 - 42
Emissions OGC (13% O ₂) (min-max)	mg/Nm ³	4 - 1
Emissions NOX (13% O ₂) (min-max)	mg/Nm ³	140 - 117
Dust content at 13% O ₂ (min-max)	mg/Nm ³	20 - 15
Boiler capacity (H ₂ O)	l	-
Hopper capacity	kg	15
Combustible		Pellet ø6
Hourly consumption (min-max)	kg/h	0,6 - 1,7
Autonomy (min-max)	h	8,8 - 25
Ignition electrical absorption (max)	W	345
Operating electrical absorption (max)	W	49
Supply and frequency	V - Hz	230 - 50
Chimney flue depression	Pa	10
Exhaust diameter	mm	80
Combustion air inlet diameter	mm	60
Mass of smoke (min-max)	g/sec	2,6 - 4,6
Exhaust fumes temperature (max)	°C	176
Net weight	kg	55
Gross weight	kg	66
Exhaust fumes	see	A
Hole combustion air inlet	see	B
Ducting outlet	see	-
Ducting capability up to	m	-



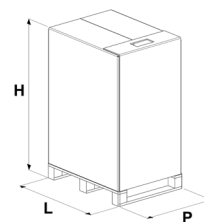
MATCH

7020010		White steel	EAN 8053859012009
7020009		Bordeaux steel	EAN 8053859011996
7020008		Anthracite steel	EAN 8053859011989

PLUS

AIRTIGHT Sealed chamber	Wi-Fi kit (optional)	Easy start
DUO-SHIELD combustion chamber	Cast iron burning pot	Silent function
Connection to the room thermostat	Daily weekly programming	Back exhaust

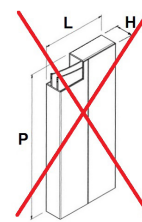
STOVE PACKING



L (cm)	H (cm)	P (cm)
80	104,3	60

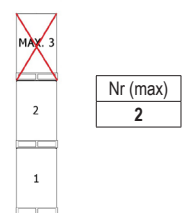
VOLUME (m ³)
0,50

LINING PACKING



L (cm)	H (cm)	P (cm)

STOCKING



TRANSPORT

